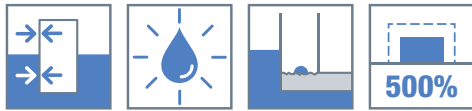


# SPETEC® SST500

HYDROPHILIC SYNTHETIC WATERPROOFING STRIP FOR SEALING JOINTS



## DESCRIPTION

SPETEC® SST500 is a black hydrophilic synthetic waterproofing strip of 20 x 5 mm and 20 x 10 mm and is available in lengths of 10 meter. It is simply fastened onto an existing joint. In contact with water and in confined conditions the strip will swell and stop the water infiltration. SPETEC® SST500 remains consistent in its performance throughout its life cycle and the flexibility allows it to fill voids and cracks in the immediate surrounding area.

## ADVANTAGES

- Ecologically friendly.
- Good impact resistance.
- Permanently active system "wet/dry cycles".
- Easy to install, no special tools required.
- Swells more than 500% when in contact with water.
- Will not sag when correctly placed.
- Due to its flexibility and high swelling capacity, SPETEC® SST500 can absorb movements in the construction. (Attention, this strip is not suitable for waterproofing expansion joints.)
- Good chemical resistance.

## FIELDS OF APPLICATION

SPETEC® SST500 is used in:

- Construction joints in concrete.
- Cold joints between concrete precast elements
- Pipe penetrations through concrete.
- Joints between prefabricated pipe elements.
- Joints between pre-casted concrete elements like water tanks and manholes.
- Joints between floor slabs/walls and secant pile walls/slurry walls/sheet piles...
- Sealing vertical and horizontal construction joints.
- Sealing cold joints between concrete tunnel elements.

## APPLICATION

**Note :** the following is a typical application description. In case of other jobsite parameters, please contact our technical department.

### PRELIMINARY ANALYSES

Check whether the pressure, that the swelling strip will transfer to the concrete during swelling, is not too big. A sufficient concrete coverage need to be provided. Always place the strip in the middle of the pouring joint. On each side of the SPETEC® SST500, a concrete coverage of 8 cm is required to avoid breaking the concrete under the expansion pressure.

### REQUIRED TOOLS

No special tools are required.

### PREPARATION OF THE SUBSTRATE

Clean all surfaces from dust, oil patches and other debris by brushing or compressed air.

### PREPARATION OF THE PRODUCT

SPETEC® SST500 is ready for use


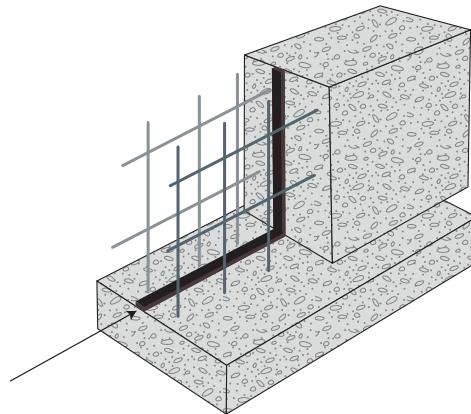
### PREPARATION OF THE EQUIPMENT

No special equipment is required.

### APPLICATION

SPETEC® SST500 should be attached to the surface by using SPETEC® WT400 as a glue or by nailing every 30 cm. Unroll the strip and press it firmly against the surface to obtain full contact to the concrete. SPETEC® SST500 serves in the middle of the joint. Use 4 nails per meter.

The ends of the joint strips are placed against each other.



### FINISHING

Immediately after the installation of SPETEC® SST500, the next precast element or the possibly foreseeable formwork can be installed.

When the strip is nailed, the concrete can be poured immediately. When the strip is glued with SPETEC® WT400, it is necessary to wait 24h. with pouring the concrete until the adhesive has hardened.

### APPLICATION CONDITIONS

Avoid installing the strip during rain or on a wet surface. This can result in the premature swelling of the strip.

## COMPLIMENTARY PRODUCTS

To be ordered separately



As a glue, **SPETEC® WT400**  
600 ml sausages

- 12 per cardboard box.
- 1 pallet = 40 cardboard boxes.
- Weight per sausage : 0,9 kg net

### ADVICE / FOCAL POINTS

SPETEC® SST500 only functions in confined spaces where it can develop sufficient internal pressure to guarantee the complete waterproofing of the joint or crack. For special applications it is advisable to consult your SPETEC® representative.

## TECHNICAL DATA

### APPEARANCE - COMPOSITION

SPETEC® SST500 is a black, hydrophilic, synthetic waterproofing strip.

Shape	Rectangular
Colour	Black
Toxicity	Nontoxic

### CONSUMPTION

The consumption depends on the total length of the construction joint that needs to be treated.

### TECHNICAL DATA

Property	Value	Norm
Swelling capacity	450 - 500%	Internal test report
Density	1,22 kg/dm <sup>3</sup>	ASTM D71-84
Hardness	35 ±5 Shore-A	DIN EN ISO 868
Hydrostatic pressure resistance	5 bar	Internal test report
Elongation at break	> 400%	Internal test report
Installation temperatures	-20°C to +75°C	Internal test report
Tensile strenght	>1,2 MPa	ISO 37
Odour	Odourless	

### CHEMICAL RESISTANCE

Good chemical resistance, also against organic chemical compounds (hydrocarbons). Resistant to petroleum, mineral and vegetable oils and fats. Consult our technical department for use in heavily contaminated water.

### REFERENCE DOCUMENTS



## PACKAGING

20 x 5 mm:  
10 meter rolls, 5 rolls per box,  
60 boxes per pallet. (3000 meter)

20 x 10 mm:  
10 meter rolls, 9 rolls per box,  
24 boxes per pallet. (2160 meter)

## STORAGE AND SHELF LIFE

SPETEC® SST500 is moisture-sensitive, storage is done in a dry space between +5°C and +30°C.

SPETEC® SST500 has an unlimited shelf life when stored under the conditions specified above.

## SAFETY PRECAUTIONS

Always use personal protection in accordance with locally applicable guidelines. Consult the appropriate safety data sheets before use. Safety data sheets are available at [www.spetec.com](http://www.spetec.com). If in doubt, contact the technical department of SPETEC®.

The above information is provided in good faith, but without any guarantees. The application, use and processing of the products are beyond our control and are, as such, the sole responsibility of the user/processor. In the event that Resiplast N.V. is still held liable for damages, then the claim will still be limited to the value of the goods delivered. We always aim to deliver consistently high quality goods. All values on this technical sheet are average values that result from tests carried out under laboratory conditions (20°C and 50% RH). Values that are measured on the construction site may show a slight deviation since the environmental conditions, the application, and the way of processing our products are beyond our control. Do not add any products other than those indicated on the technical documentation. This version replaces all previous versions. Version 2.1 Date: 12 February 2021 1:25 pm